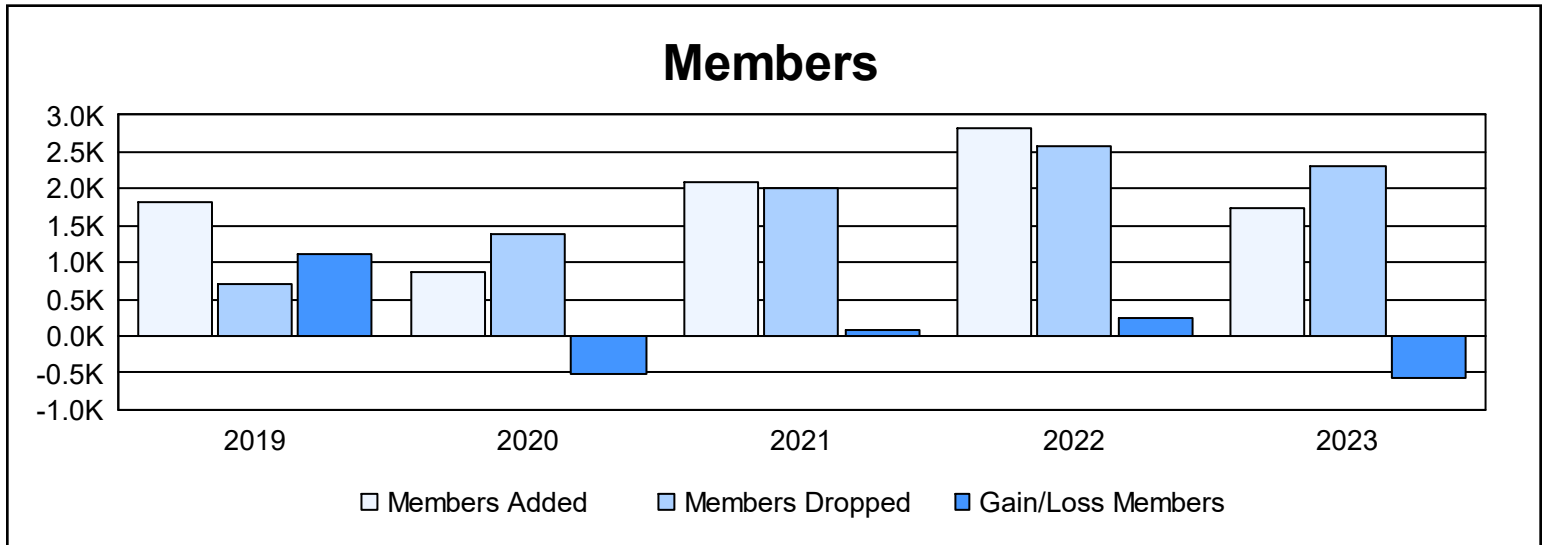
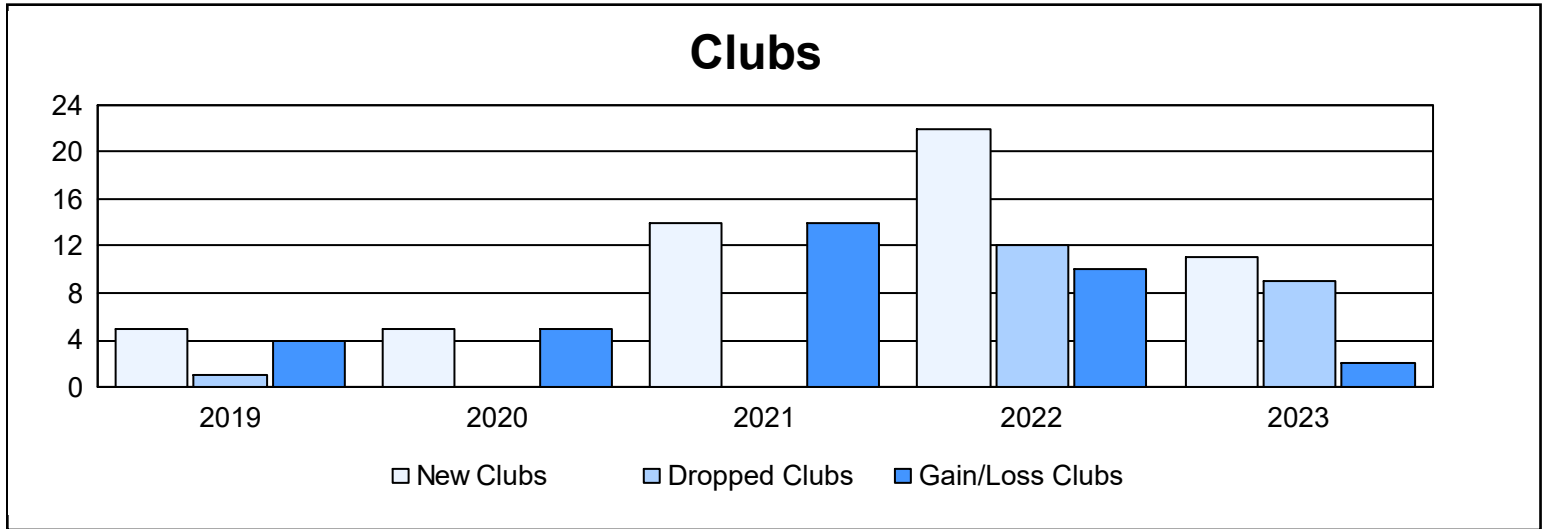
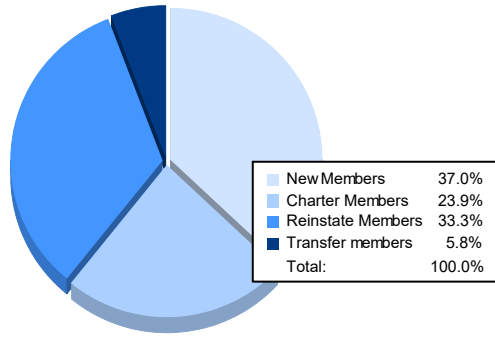


Year	New Clubs	Dropped Clubs	Gain/ Loss Clubs	New Members	Charter Members	Reinstate Members	Transfer Members	Total Member Added	Total Members Dropped	Gain/ Loss Members
2018-2019	5	1	4	1,575	218	18	7	1,818	704	1,114
2019-2020	5	0	5	536	149	172	4	861	1,375	-514
2020-2021	14	0	14	1,086	451	533	16	2,086	2,000	86
2021-2022	22	12	10	626	733	1,426	26	2,811	2,567	244
2022-2023	11	9	2	642	415	577	100	1,734	2,296	-562
Average	11	4	7	893	393	545	31	1,862	1,788	74



Membership Composition June 2023 Cumulative



Gender Composition June 2023 Cumulative

